

Instructions for use of Isohelix SK-3S/SK-4S and MS-02/MS-03 Buccal Swabs


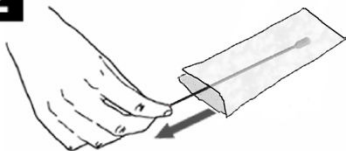

REF SK-3S, SK-4S, MS-02, MS-03

CE UK MD

Intended for the retrieval of buccal cells. Single use only.

Store at Room Temperature. Use only if swab wrapper remains intact.

Follow the correct sampling procedure to avoid risk of the swab head becoming detached in the mouth. If the swab head does become detached from the swab stick whilst in the mouth, remove immediately.

<p>Take your DNA sample at least one hour after eating, drinking or cleaning your teeth. For best results, rinse mouth with water immediately prior to sampling.</p>	
<p>1</p> 	<p>Pull open the package from one end.</p>
<p>2</p> 	<p>Remove each swab from the wrapper, taking care not to touch the white swab head with your fingers. Note: 1 swab per wrapper with SK-3S and MS-02 kit 2 swabs per wrapper with SK-4S and MS-03 kit 3 swabs per wrapper with SK-5S and MS-04 kit</p>
<p>3</p> 	<p>Insert the swab into your mouth and rub firmly against the inside of your cheek or underneath lower or upper lip. For standard DNA collection rub for 1 minute and in all cases rub for a minimum of 20 seconds. Important – use reasonable, firm and solid pressure</p>
<p>4</p> <div style="border: 1px solid black; padding: 5px; width: fit-content; margin: 10px auto;"> <p>Stabilise*</p> </div>	<p>If the swab is to be stored for more than 1-2 days* before isolating the DNA, stabilise by either: i) Chemical Stabilisation¹ or ii) Isohelix Dri-Capsules² or iii) Storage at -20°C/-80°C</p>

Note 1: The Isohelix BFX BuccalFix range of stabilisation products offer immediate and complete stabilisation of the DNA with long term storage for at least 2 years at room temperature, in a range of pre-filled tubes or bulk packed buffer.

Note 2: Isohelix Dri-capsules are suitable for use with SK-3S and MS-02 swabs in combination with a 5ml tube (available separately). The capsules stabilise the DNA on the swab in the medium term (at least 3 years) without the use of chemicals, by effectively air-drying the swab *In Situ* inside a sealed tube.

For more details on methods of stabilisation visit the Isohelix website www.isohelix.com

*See www.isohelix.com/products/isohelix-dna-buccal-swab-stabilization/ for further information

It is the sole responsibility of the Laboratory or Professional User to verify and correctly validate the use, technically and legally, of these DNA Buccal swabs for their intended device or process.

In case of any serious issues contact the manufacturer or local competent authorities.



Cell Projects Ltd
2 Roebuck Business Park
Ashford Road, Harrietsham,
Kent, ME17 1AB, UK



Advena Ltd
Tower Business Centre,
2nd Flr., Tower Street,
Swatar, BKR 4013 Malta

Version August 2025

Isohelix is a division of Cell Projects

For swab or DNA isolation queries

email: info@isohelix.com

www.isohelix.com

For Molecular Biology Solutions www.cellprojects.com