

Instructions for use of Isohelix SK-2S Buccal Swabs




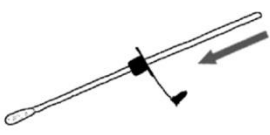
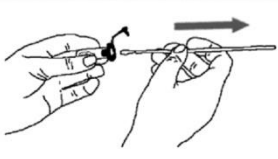
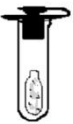
SK-2S

Intended for the retrieval of buccal cells. Single use only.



Store at room temperature. Use only if swab wrapper remains intact.

Follow the correct sampling procedure to avoid risk of the swab head becoming detached in the mouth. If the swab head does become detached from the swab stick whilst in the mouth, remove immediately.

<p>Take your DNA sample at least 1 hour after eating, drinking or cleaning your teeth. For best results, rinse mouth with water immediately prior to sampling.</p>	
<p>1</p> 	<p>Pull open the package from one end.</p>
<p>2</p> 	<p>Remove the swab from the tube, taking care not to touch the white swab head with your fingers</p>
<p>3</p> 	<p>Insert the swab into your mouth and rub firmly against the inside of your cheek or underneath lower and upper lip. For standard DNA collection rub for 1 minute and in all cases rub for a minimum of 20 seconds. Important – use reasonable, firm and solid pressure</p>
<p>4</p> 	<p>Slide the plastic cap over the swab handle with the flat side of the cap facing upwards and the swab facing downwards.</p>
<p>5</p> 	<p>Insert the swab into the clear plastic tube and push the cap into place. Next, hold the cap while pulling the swab handle outwards to release the swab material into the tube.</p>
<p>6</p> 	<p>Close the cap by pushing the stopper fully into the cap ensuring the stopper is flush with the cap. The tube is now completely sealed.</p>
<p>7</p> <div style="border: 1px solid black; padding: 5px; width: fit-content; margin: 0 auto;"> <p>Stabilise*</p> </div>	<p>If the swab is to be stored for more than 1-2 days* before isolating the DNA, stabilise by:</p> <ol style="list-style-type: none"> 1. Storage at -20°C or -80°C 2. Using Isohelix stabilisation buffers DSK or BFX

*See www.isohelix.com/stabilisation for further information

It is the sole responsibility of the Laboratory or Professional User to verify and correctly validate the use, technically and legally, of these DNA Buccal swabs for their intended device or process.