





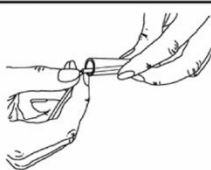
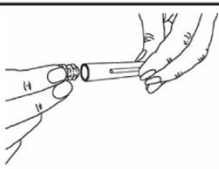
## Instructions for use of Isohelix SK-1S/MS-01 Buccal Swabs

REF SK-1S, MS-01

CE UK MD

Intended for the retrieval of buccal cells. Single use only.

Store at room temperature. Use only if swab wrapper remains intact.

<p><b>Take your DNA sample at least 1 hour after eating, drinking or cleaning your teeth.</b>  <b>For best results, rinse mouth with water immediately prior to sampling.</b></p>	
<p><b>1</b></p> 	<p>Pull open the package from one end.</p>
<p><b>2</b></p> 	<p>Remove the swab from the tube, taking care not to touch the white swab head with your fingers</p>
<p><b>3</b></p> 	<p>Insert the swab into your mouth and rub firmly against the inside of your cheek or underneath lower and upper lip. For standard DNA collection rub for <b>1 minute</b> and in all cases rub for a minimum of 20 seconds.  <b>Important – use reasonable, firm and solid pressure</b></p>
<p><b>4</b></p> 	<p>Place the swab back into the tube.  Do not touch the swab head with your fingers</p>
<p><b>5</b></p> 	<p>Place your thumbnail in the small groove set in the handle, then snap the handle in two by bending to one side. Let the swab head fall into the tube.</p>
<p><b>6</b></p> 	<p>Seal the tube securely with the cap provided.</p>
<p><b>7</b></p> <div style="border: 1px solid black; padding: 5px; display: inline-block; margin: 10px;"> <p><b>Stabilise*</b></p> </div>	<p>If the swab is to be stored for more than 1-2 days* before isolating the DNA, stabilise by:</p> <ol style="list-style-type: none"> <li>1. Using Isohelix Dri-Capsules</li> <li>2. Storage at -20°C or -80°C</li> <li>3. Using Isohelix stabilisation buffer BFX</li> </ol>

\* See [www.isohelex.com/products/dna-buccal-swab-stabilization/](http://www.isohelex.com/products/dna-buccal-swab-stabilization/) for further information

It is the sole responsibility of the Laboratory or Professional User to verify and correctly validate the use, technically and legally, of these DNA Buccal swabs for their intended device or process.

**In case of any serious issues contact the manufacturer or local competent authorities.**



Cell Projects Ltd  
2 Roebuck Business Park  
Ashford Road, Harrietsham,  
Kent, ME17 1AB, UK



Advena Ltd  
Tower Business Centre,  
2nd Flr., Tower Street,  
Swatar, BKR 4013 Malta

Isohelix is a division of Cell Projects

For swab or DNA isolation queries

email: [info@isohelex.com](mailto:info@isohelex.com)

[www.isohelex.com](http://www.isohelex.com)

For Molecular Biology Solutions [www.cellprojects.com](http://www.cellprojects.com)