

Instructions for use of Isohelix SK-3S/SK-4S/SK-5S and MS-02/MS-03/MS-04 Buccal Swabs

☒ SK-3S, SK-4S, SK-5S, MS-02, MS-03, MS-04


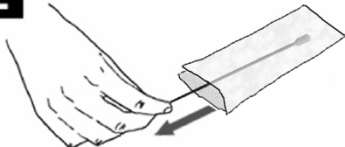

Intended for the retrieval of buccal cells. Single use only.

Store at room temperature. Use only if swab wrapper remains intact.



Follow the correct sampling procedure to avoid risk of the swab head becoming detached in the mouth.

If the swab head does become detached from the swab stick whilst in the mouth, remove immediately.

| | |
|--|---|
| <p>Take your DNA sample at least one hour after eating, drinking or cleaning your teeth. For best results, rinse mouth with water immediately prior to sampling.</p> | |
| <p>1</p>  | <p>Pull open the package from one end.</p> |
| <p>2</p>  | <p>Remove each swab from the wrapper, taking care not to touch the white swab head with your fingers. Note: 1 swab per wrapper with SK-3S and MS-02 kit 2 swabs per wrapper with SK-4S and MS-03 kit 3 swabs per wrapper with SK-5S and MS-04 kit</p> |
| <p>3</p>  | <p>Insert the swab into your mouth and rub firmly against the inside of your cheek or underneath lower or upper lip. For standard DNA collection rub for 1 minute and in all cases rub for a minimum of 20 seconds. Important – use reasonable, firm and solid pressure</p> |
| <p>4</p> <div style="border: 1px solid black; padding: 5px; width: fit-content; margin: 0 auto;"> <p>Stabilise*</p> </div> | <p>If the swab is to be stored for more than 1-2 days* before isolating the DNA, stabilise by either: i) Chemical Stabilisation¹ or ii) Isohelix Dri-Capsules² or iii) Storage at -20°C/-80°C or iv) Air-drying.</p> |

Note 1: The Isohelix BFX BuccalFix range of stabilisation products offer immediate and complete stabilisation of the DNA with long term storage for at least 2 years at room, in a range of pre-filled tubes or bulk packed buffer. Alternatively, the Isohelix DSK stabilisation and lysis kit can be used.

Note 2: Isohelix Dri-capsules are suitable for use with SK-3S and MS-02 swabs in combination with a 5ml tube (available separately). The capsules stabilise the DNA on the swab in the medium term (at least 3 years) without the use of chemicals, by effectively air-drying the swab *In Situ* inside a sealed tube.

For more details on methods of stabilisation visit the Isohelix website www.isohelix.com

*See www.isohelix.com/stabilisation for further information

For Research Use only

Isohelix is a division of Cell Projects

For swab or DNA isolation queries email: info@isohelix.com www.isohelix.com
Molecular Biology Solutions www.cellprojects.com

Version August 2015