

Patient Instructions for Saliva Collection

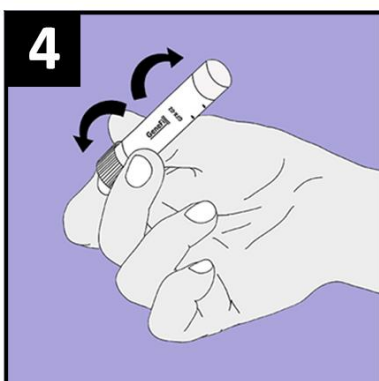
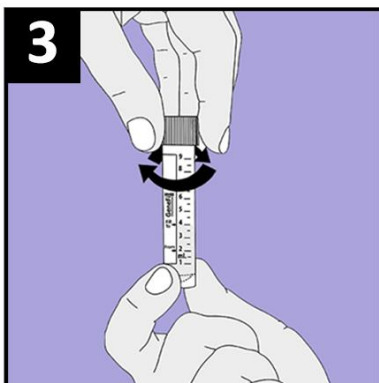
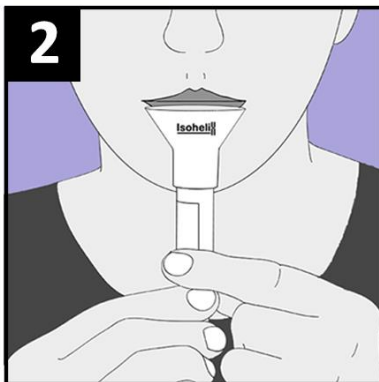
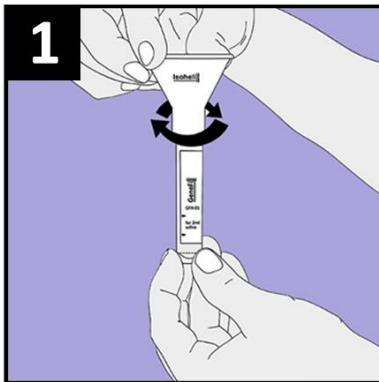
REF GFX-02

Do not eat, drink, smoke, brush your teeth or chew gum for 30 minutes before use.

Precautions: Do not swallow. If the stabilising solution comes into contact with the skin or eyes, wash with plenty of water. Tube cap may be a choking hazard to small children. MSDS available at www.isohelix.com

Kit Contents: Sample tube with 2ml stabilising solution and funnel.

GeneFix™ Saliva Collectors are intended for the collection of human saliva samples for DNA stabilisation.



Before use:

Remove the collection funnel and tube from the pack.

Check that the level of the liquid in the tube is at the 2ml **From** line before use.

If the solution is cloudy, warm the tube gently in your hands for a few minutes.

1. Unscrew the cap from the tube being careful not to spill the liquid. Keep the cap for use later. Screw the collection funnel on to the tube gently. **Do not over-tighten.**

2. Start spitting into the funnel. **Tip: If the saliva does not flow easily into the tube, unscrew the funnel partially.**

Continue spitting into the funnel until the level of liquid in the tube, not including bubbles, reaches the 4ml Fill To line.

To encourage saliva production you may rub the inside of your cheek with your tongue, or gently massage the outside of your cheeks.

3. Unscrew the collection funnel and replace the tube cap tightly. Discard the funnel.

4. Shake the collection tube several times to mix the saliva with the solution.

For Laboratory Processing:

Proteinase K will be required for lysis. Visit www.isohelix.com for further information.